





BRIO

Modular scaffolding

Certified scaffolding for
all types of projects







BRIO is a certified modular scaffolding for multiple applications and for all types of sectors such as construction, industrial, naval and events.

It is an efficient, heavy duty, simple, flexible and, above all, safe scaffolding. It is designed to offer the best quality and safety, with maximum cost efficiency.



Discover all its benefits in terms of quality, safety and efficiency

Quality and safety: certified scaffolding

BRIO scaffolding is certified according to European standards EN 12810 1/2 and EN 12811 1/2/3.

Maximum safety

BRIO scaffolding guarantees maximum safety for workers when assembling, using and disassembling the scaffolding, and for pedestrians while work is being carried out.

It adapts to any geometry

Its design and wide range of accessories makes it possible to create an infinite number of configurations adapted to every construction site need. Likewise, thanks to its flexibility, the scaffolding can be used in different applications in the same project, minimising the amount of material required on site.

Extra fast assembly and disassembly!

It is a cost-efficient system thanks to its high quality galvanised steel design, which makes it highly durable, as well as being easy and simple to assemble and disassemble. In short, it is intuitive and significantly accelerates the pace of work.





BRIO has everything you need!

Achieve high cost-effectiveness, safety and efficiency on site.

Modulation (m).

0.35 / 0.7 / 1.02 / 1.5 / 2 / 2.5 / 3

Width as facade scaffolding (m).

0.7 / 1.02

Width between platform (m).

2

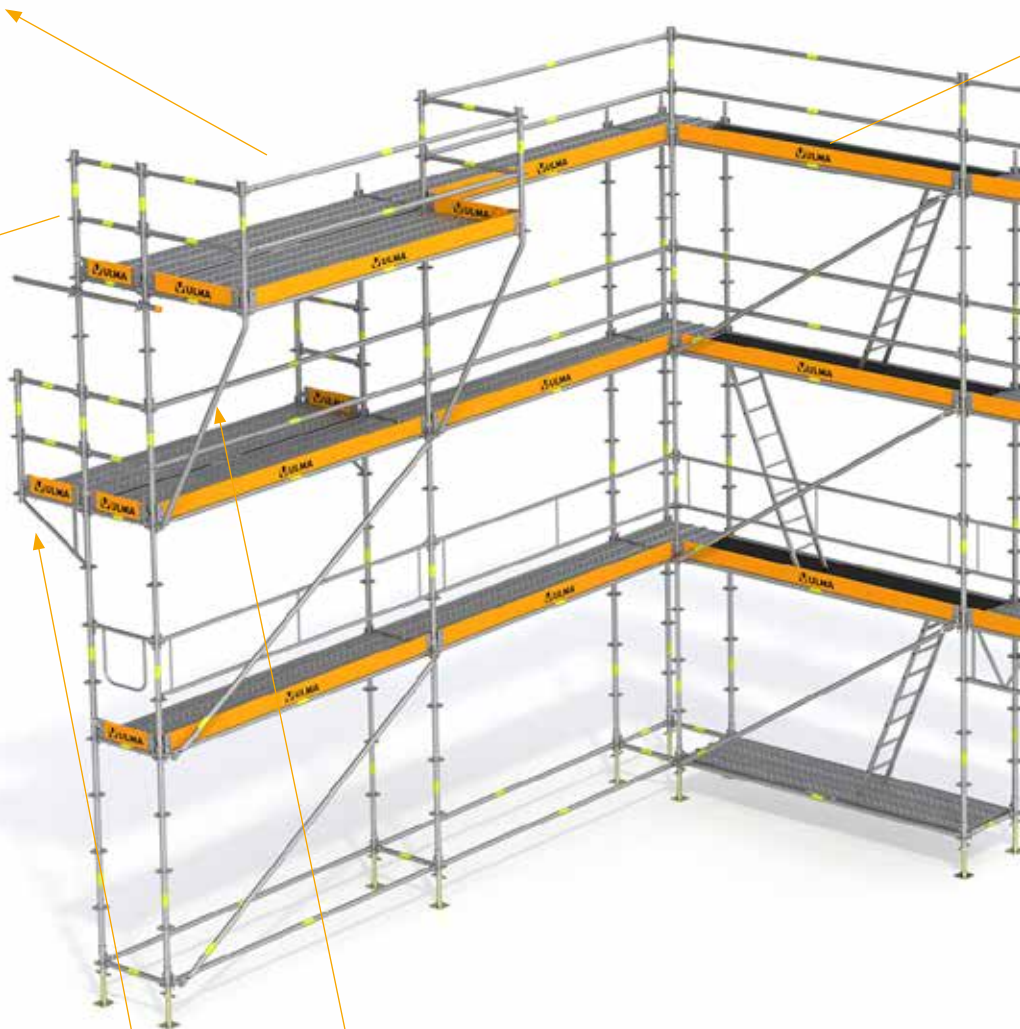
Scaffolding certified according to European standards EN 12810 1/2 and EN 12811 1/2/3.

Product certifications.



* NF CERTIFICATION of temporary work equipment. The NF mark, managed by AFNOR, certifies compliance with the NF EN 12810-1 and 2 NF EN 12811-1, 2 and 3 standards, as well as with the NF96 standard. The NF mark also ensures that there is a quality control at the factory during manufacture, which is supervised by an external laboratory. Certifying body: AFNOR 11 certification, rue Francis de Pressensé F-93571 LA PLAINE SAINT DENIS CEDEX Certification reference document: NF Equipment. www.marque-nf.com

** Italian Ministerial Work Authorisation No.: PROT. 15/M/12246/14.03.01.01 "BRIO 102" PROT. 15/M/12245/14.03.01.01 "BRIO 70"



The **node** is the characteristic element of the scaffolding. The standards are fitted with discs every 500 mm. Up to 4 ledgers and 4 diagonal braces can be attached to each disc.



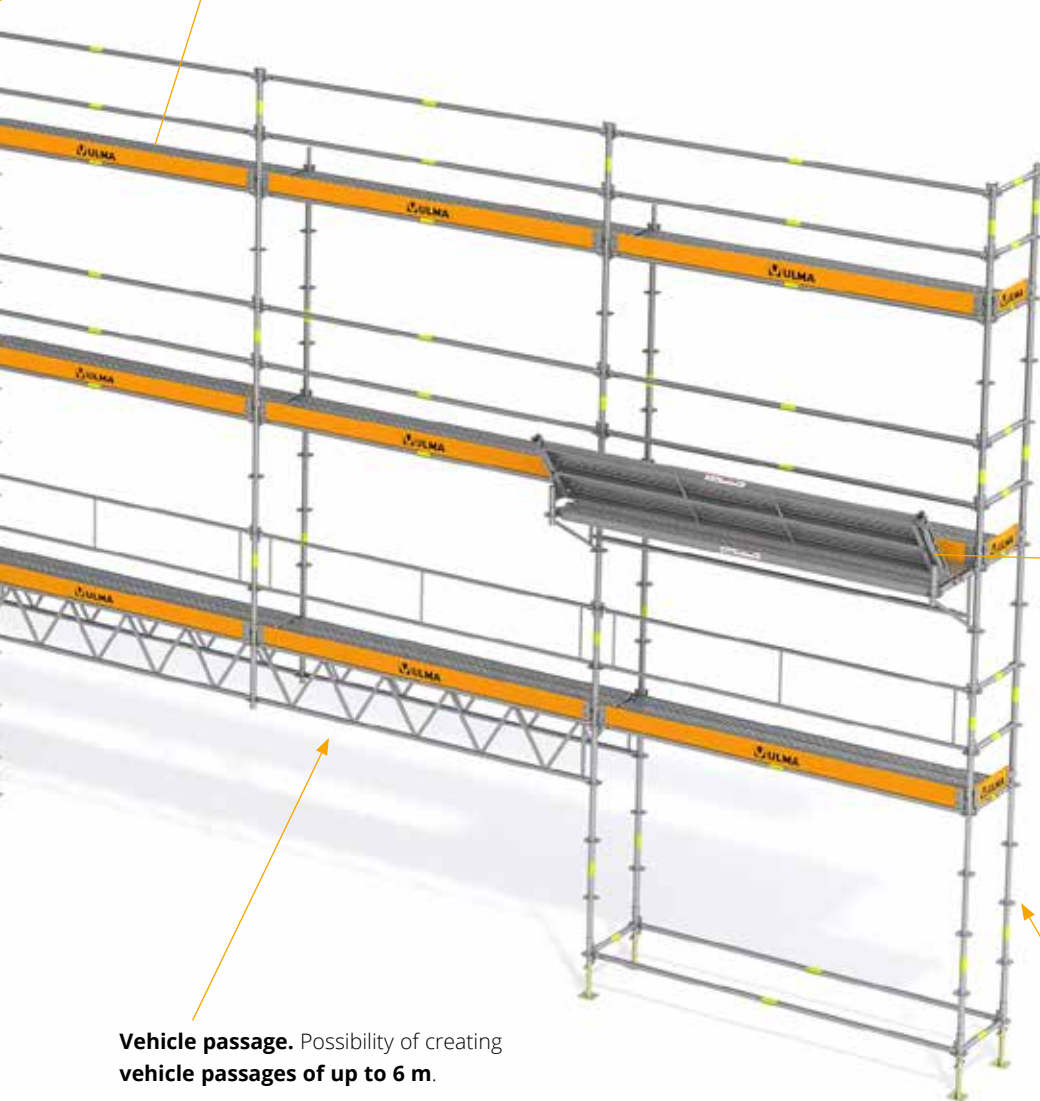
Cantilever. Allows the scaffolding to be moved to the inside or outside of the façade and to overcome obstacles and/or irregularities protruding from the building.

Console. Used to extend the working platforms on both the outside and inside of the scaffolding, and thus adapt the scaffolding to the irregularities of the façade.



Working platforms. BRIO has a wide range of platforms to provide solutions for all types of applications or load requirements.

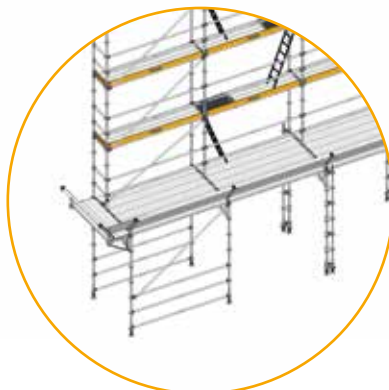
- Galvanised steel platforms: standard, supplementary, corner platforms, crossing platforms, metal trapdoor platforms...
- Aluminium-wood platforms: with or without trapdoor.



Protection fan. Stops objects from falling outside. **Complies with standard EN 12811-4.**

Vehicle passage. Possibility of creating vehicle passages of up to 6 m.

Pedestrian walkway. Allows pedestrians to safely pass under the scaffolding.



BRIO is **compatible with DORPA scaffolding**. They have a large number of common elements.



The safety offered by BRIO scaffolding makes the work more productive and of higher quality

I Maximum safety

Before assembly:

Advice and training

To get the most out of BRIO scaffolding, application engineers, site supervisors and the sales department provide continuous on-site advice.

Regulatory documents according to current regulations

In addition to the project technical design guide, strength and stability calculations are also carried out.



During the assembly:

Accessories designed for the collective protection

Wide range of accessories for collective protection specifically designed to be versatile and easy to use, thus achieving high assembly performances.

Safety Guardrails are fitted from below and protect workers when accessing the upper level. Verified according to the requirements of **standard EN 795**.



ASSEMBLY SEQUENCE

1. Fit the Safety Guardrail on the first level



2. Hoist the corner Safety Guardrails



3. Hoist the Safety Guardrails



4. The worker safely accesses the next level





During use:

Maximum protection for workers

BRIO has multiple safety elements that protect workers while work is being carried out: **non-slip platforms** with safety pin to prevent accidental lifting; **guardrails** on both the outside and the inside and **toeboards**, among others.

In terms of **access**, BRIO temporary staircases allow access to construction sites, pedestrian movement in public spaces and facilitate evacuation in case of an emergency with **total safety**.

The BRIO system is also available in different configurations to protect workers: slab edge protection, roof edge protection, wall and façade stabilisation, protective covers, etc.



Maximum protection on public roads

An infinite number of structures can be created to allow pedestrians and vehicles to move freely, as well as lattices or covering platforms, temporary accesses in public spaces, etc.





It adapts to any geometry

Flexible system


Its design and wide range of accessories mean that an infinite number of structures can be created whilst configuring scaffolding according to the geometry and needs of each project.



Effective for any type of project

Above all, BRIO is flexible, as it can tackle any configuration and be applied in any type of restoration, industrial maintenance and civil works repair projects: hanging and cantilevered scaffolding, mobile scaffolding, mobile carriages for tunnels or bridges, scaffolding towers, circular scaffolding, working platforms and shoring.

In addition, the scaffolding can be used for different applications within the same project, minimising the amount of material required.





Extra fast assembly and disassembly!

BRIO is a highly cost-effective scaffolding because it offers high performance on site and its components are designed to last.

Quick and easy to assemble

As it is a quick and easy to assemble system, it reduces the work execution time.

It consists of just a few elements that are joined together with a hammer.



Long-lasting components

The high quality galvanised steel finish gives the system a long service life.





| Working platforms

In both new construction and restoration projects, working platforms and access are required to provide workers with safe working spaces.

/ Facade scaffolding





/ Industrial scaffolding

Tanks, chimneys, pipe racks, boilers, turbines and others.





/ Scaffolding for construction

Hanging and cantilevered scaffolding, mobile scaffolding, mobile carriages, scaffolding towers, circular scaffolding and working platforms on walls and columns.



/ Bridge repair and strengthening



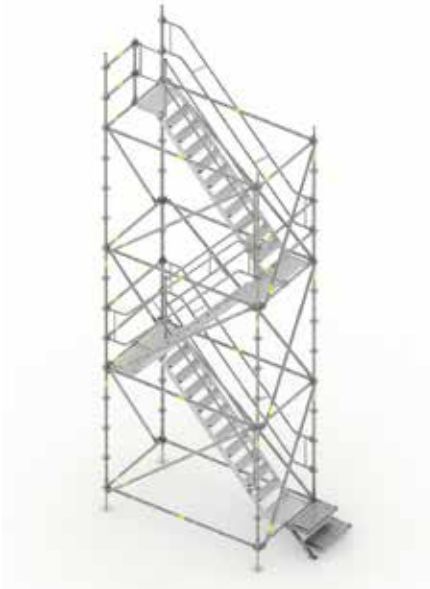


Temporary accesses

Allow access to the building site, evacuation in case of emergency and moving in public spaces.

/ Access stairs on the construction site

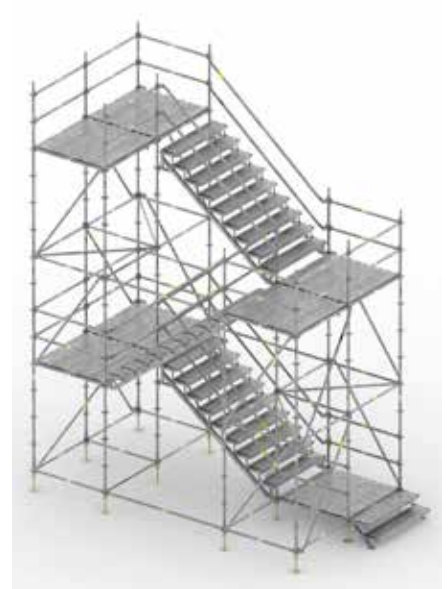
BRIO ALU 70 stair tower



BRIO 70 stair tower



BRIO 100/200 stair tower



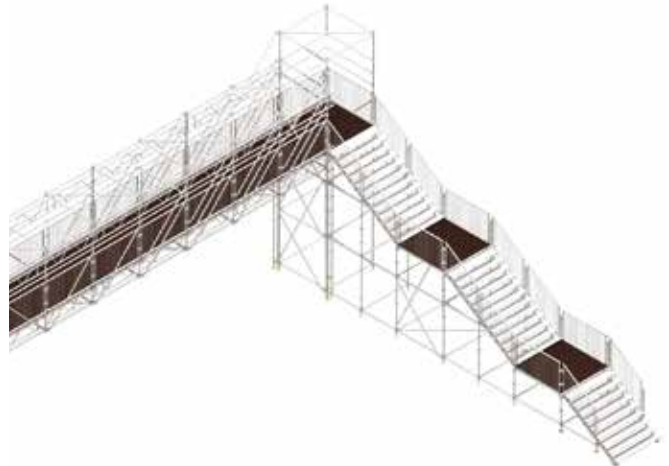


/ Temporary access in public spaces

Public staircase



Footbridge





Protection scaffolding

These are structures for site crossings, slab or roof edge protection, wall and façade stabilisation and protective roofs that protect third parties while work is being carried out.





BRIO Shoring System

High-rise falsework system for the building sector.

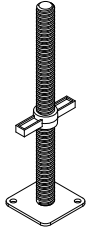
Compatible with ENKOFLEX, VR TABLES, BTM and ENKOFORM HMK.



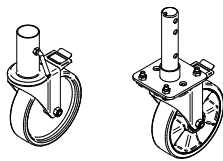


SCREW JACKS		


Adjustable Base 0.5	2124902	4.9
Adjustable Base 1	2124907	8.7



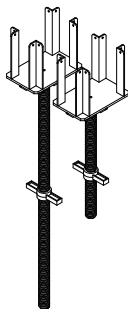
Light Wheel W/Spigot 200	2129836	2.9
Wheel W/Spigot 200	2129838	5.5



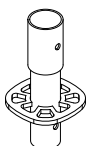
Swivel Castor 250 W/Jack	2129690	21.9
Fix Castor 250 W/Jack	2127242	11.8



Adjustable Head 0.5	2127973	8.7
Adjustable Head 1	2127960	12.7



STANDARDS		
Base collar	2127510	1.4



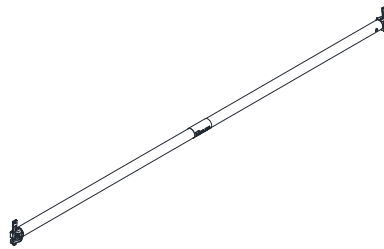
STANDARDS		

Standard 1	2127500	4.6
Standard 1.5	2127501	7.4
Standard 2	2127502	9
Standard 3	2127503	13.6
Standard 4	2127956	17.8

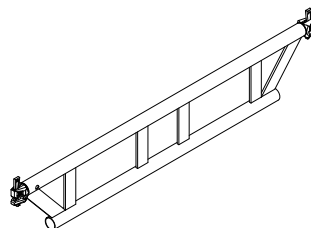


HORIZONTAL ITEMS		
------------------	--	--

Ledger 0.35	2127985	1.8
Ledger 0.7	2127522	2.9
Ledger 1.02	2127523	4
Ledger 1.5	2127524	5.5
Ledger 2	2127525	7.2
Ledger 2.5	2127526	8.8
Ledger 3	2127527	10.4



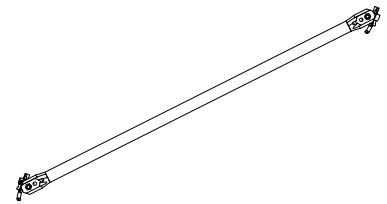
Platform Support 1.5	2127733	12.2
Platform Support 2	2127728	17
Platform Support 2.5	2127724	20.1
Platform Support 3	2127719	23.9



DIAGONALS		

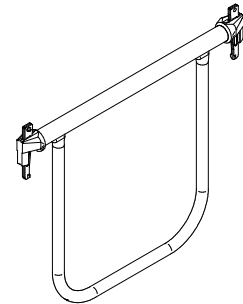
Diagonal Brace 0.35 x 2	2129411	8
Diagonal Brace 0.7 x 2	2127540	8.2
Diagonal Brace 1.02 x 2	2127541	8.5
Diagonal Brace 1.5 x 2	2127617	9.2
Diagonal Brace 2 x 2	2127542	10.2
Diagonal Brace 2.5 x 2	2127618	11.3
Diagonal Brace 3 x 2	2127543	12.5

Width x height

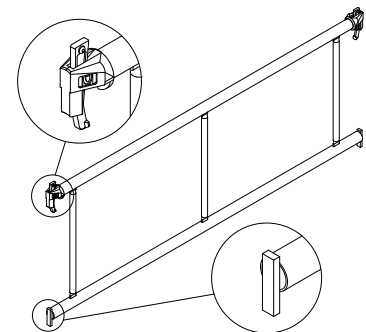


GUARDRAIL ITEMS		
-----------------	--	--

Corner Guardrail 0.7	2127572	3.6
Corner Guardrail 1.02	2127573	4.6

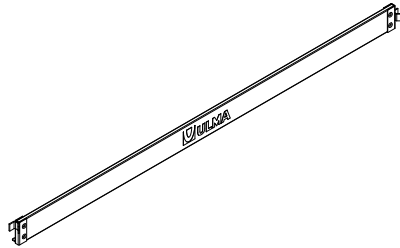


Guardrail 1.5	2127554	7.6
Guardrail 2	2127555	9.2
Guardrail 2.5	2127556	11.8
Guardrail 3	2127557	12.8






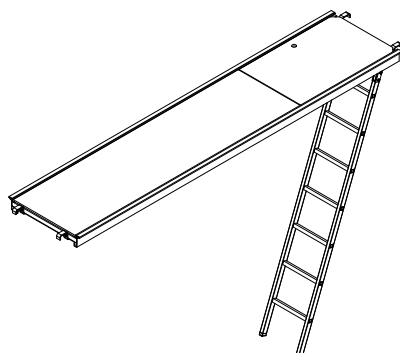
GUARDRAIL ITEMS		
		kg
Toeboard 0.7	2124998	2.8
Toeboard 1.02	2124999	3.3
Toeboard 1.5	2124994	4.2
Toeboard 2	2124995	5.2
Toeboard 2.5	2124996	6
Toeboard 3	2124997	6.8



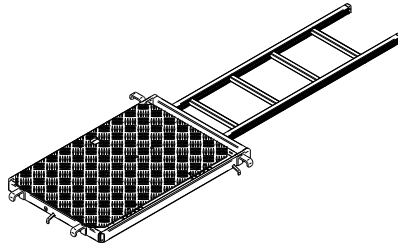
WORKING PLATFORMS		
		kg
Platform 0.7	2127718	6.6
Platform 1.02	2127717	9
Platform 1.5	2127716	12.4
Platform 2	2127715	17
Platform 2.5	2127714	20.2
Platform 3	2127713	22.2



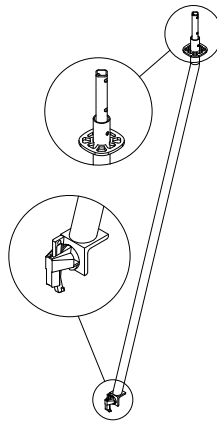
Trapdoor Platform 1.02	2129617	15.2
Trapdoor Platform 1.5	2128152	19.3
Trapdoor Platform 2	2127868	23.3
Trapdoor Platform 2.5	2127867	26.5
Trapdoor Platform 3	2127712	30.6



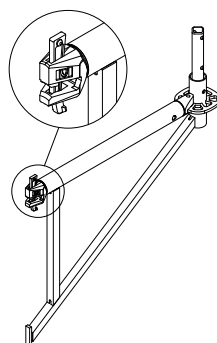
WORKING PLATFORMS		
		kg
Metal Trapdoor 1	2129752	21.3




ITEMS OR ACCESSORIES		
		kg
Cantilever 0.7	2127739	8.5
Cantilever 1.02	2127745	8.9



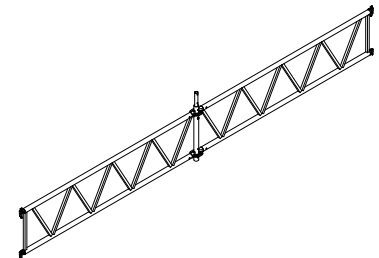
Console 0.2	2127234	1.1
Console 0.32	2129685	4.1
Console 0.7	2127680	6.6
Console 1.02	2127681	9.7



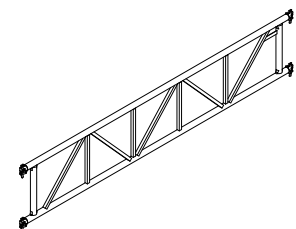
ITEMS OR ACCESSORIES		
		kg
Protector Tube	2125667	0.28



BEAMS		
		kg
Bridging Beam 4	2127706	44
Bridging Beam 5	2127702	56
Bridging Beam 6	2127693	68

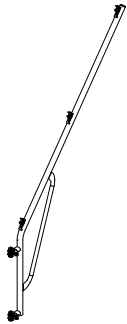


Passage Beam 1.02	2128052	12.6
Passage Beam 1.5	2128081	16.7
Passage Beam 2	2128082	23.4
Passage Beam 2.5	2128083	30
Passage Beam 3	2128084	35






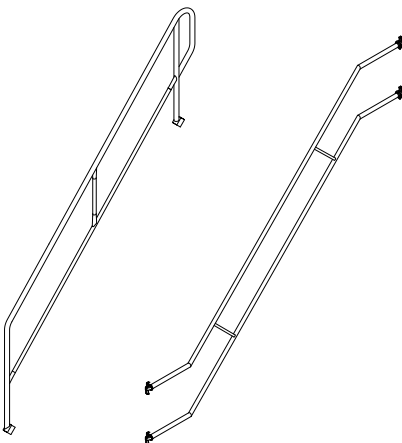
PROTECTION FAN		
Cover Shield	2125316	13.1




BRIO STAIR		
Aluminium Stair 3x2	2127711	24.6



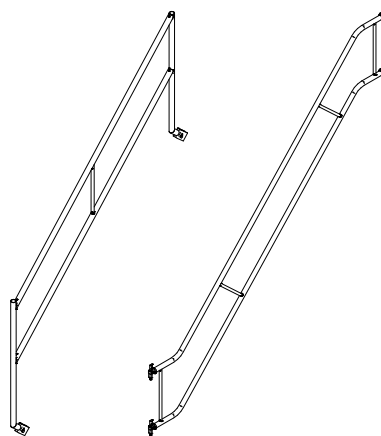
Inner Guardrail 3x2	2127999	11.9
Outer Guardrail 3x2	2127777	15.9



BRIO STAIR		
Aluminium Stair 2.5x2	2127705	22.4



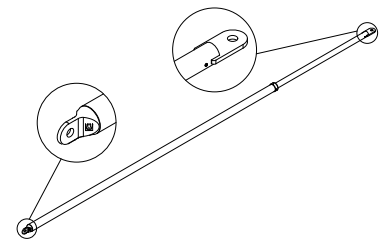
Inner Guardrail 2.5x2	2127850	12.1
Outer Guardrail 2.5x2	2127845	14.2



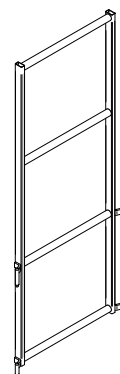
ASSEMBLY SAFETY ITEMS		
BRIO Safety Guardrail Post	2128193	4.6



Safety Ledger 2-3	2128194	4.7
Safety Ledger 1.5	2129310	3.6



Safety Corner Guardrail 0.7	2127433	7.3
Safety Corner Guardrail 1.02	2127434	8.7





It's **all** about **trust**

www.ulmaconstruction.com

ULMA C y E, S. Coop.
Ps. Otadui, 3 - PO Box 13
20560 Oñati, Spain
T. +34 943 034 900
F. +34 943 034 920



IMPORTANT:

Any safety provisions as directed by the appropriate government or professional agencies of each country must be observed when using our products. The pictures in this document are snapshots of situations in different stages of assembly, and therefore are not complete images. For the purpose of security, they should not be deemed as definitive. All indications regarding security and operations contained in this document, along with the data on stress and loads, should be respected. Any changes or unique assembly shall require a special calculation or solution. The weights appearing in this document, related to the basic items of the product, are approximate. Our equipment is designed to work exclusively with accessories and items produced by our company. Combining this equipment with other brands without having made all corresponding verifications is dangerous. The company reserves the right to introduce any modifications deemed necessary for the technical development of the product. All rights reserved. This document may not be reproduced or transmitted, in whole or in part, by any electronic or mechanical means, including photocopying, magnetic recording or any other information storage and recovery system without prior written permission.

© Copyright by ULMA C and E, S. Coop.

10H395ENM